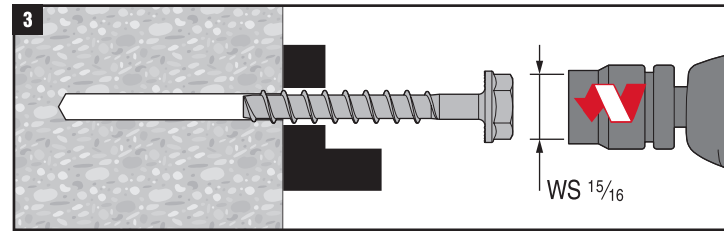
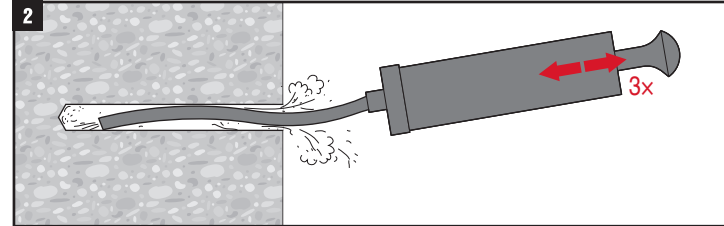





KWIK HUS-EZ	$h_1$	$t_{fix}$
$5/8 \times 3\ 1/2$	$3\ 7/8 - t_{fix}$	0 ... $1/4$
$5/8 \times 4$	$4\ 3/8 - t_{fix}$	0 ... $3/4$
$5/8 \times 5\ 1/2$	$5\ 7/8 - t_{fix}$	0 ... $1/2$
$5/8 \times 6\ 1/2$	$6\ 7/8 - t_{fix}$	0 ... $1\ 1/2$
$5/8 \times 8$	$8\ 3/8 - t_{fix}$	0 ... 3



3.1		
SIW 22T/18T-A	✓	✓
	85 ft-lb	38 ft-lb

