

HILTI

HILTI

HILTI

CutAssist - today's byword for efficiency.

The app you use every day.

It's a world's first! Take your productivity into a new dimension - by wireless remote control! With this new electronic assistant you'll be working more cost-efficiently within minutes.

CutAssist is already installed on the wireless remote control unit that comes with your new Hilti DST 10-CA Wall saw system and simply couldn't be easier to use:



Wall saw system

Order description	Item number
Wall saw DST 10-CA 3x400 V PR , contains: transport trolley, saw head, radio remote control, tool kit, Blade guard \varnothing 900mm, 4 light feet, double cone, Eccentric and transport box	① 2052103
Wall saw DST 10-CA 3x400 V EC , contains: saw head, radio remote control and transport box	2052110

Rail system


Guide rail DS-R100-L (1.0 Metre)	②	284808
Guide rail DS-R200-L (2.0 Metre)	②	284809
Guide rail DS-R230-L (2.3 Metre)	②	284810
Rail support DS-RF-L (for normal and flush cuts)	③	284814
Rail support DS-RFP-L (for normal, inclined and stair sections)	④	284816
Double taper pin D-CO-ML (to connect two guide rails)	⑤	232241
Eccentric pin DD-EP-ML (to connect two guide rails, 2 pieces required)		232244

Blade guard system

Blade guard DS-BG 65 (for normal sections)	⑥	238000
Blade guard DST-BG 80 (for normal sections, low slice)	⑦	2051935
Blade guard middle section DS-BG 80 (for normal sections, central and side parts required)	⑧	238002
Blade guard side section DS-BG 80 (for normal sections, 2 pieces)	⑨	238003
Blade guard middle section DS-BGF 80 (for flush cutting, central and side parts required)	⑩	238006
Blade guard side section DS-BGF 80 (for flush cutting, 2 pieces)	⑨	238007

Accessories

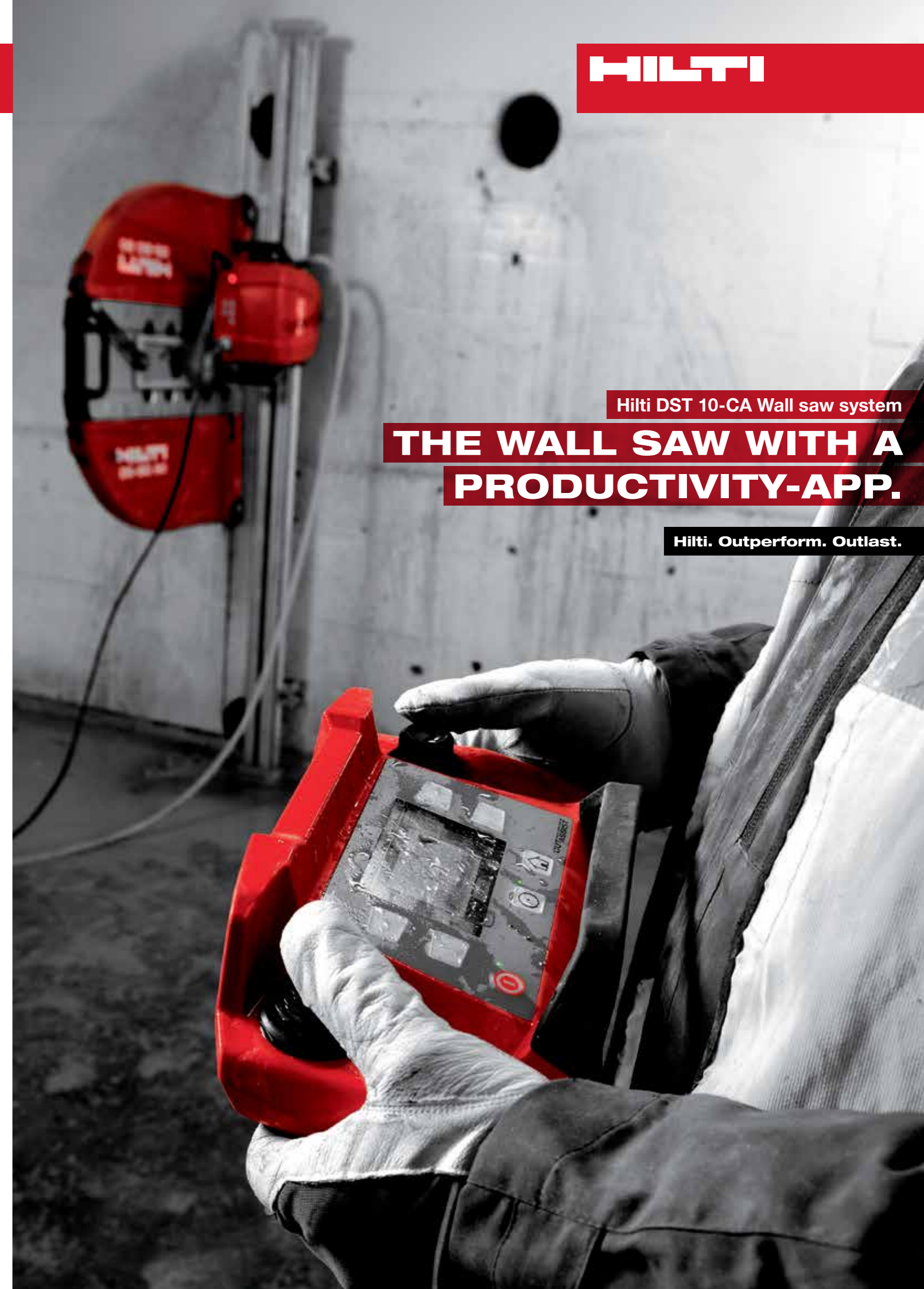
Flush cutting flange DS-FCA-110	⑩	258436
Flush cutting flange DS-FCA-110FF	⑪	307188
Tool kit DST-TS10 (accessories for installation and maintenance)		430580



Hilti = registered trademark of Hilti Corp., Schaan | E1-14-081 | Printed in Great Britain | © May 2014 | Right of technical and programme changes reserved. S. E. & O.

Hilti DST 10-CA Wall saw system
THE WALL SAW WITH A PRODUCTIVITY-APP.

Hilti. Outperform. Outlast.



Scan this code with your smartphone for more product information. This will take you to www.hilti.co.uk/dst10-ca

Hilti. Outperform. Outlast.

Hilti (Gt. Britain) Limited | 1 Trafford Wharf Road | Trafford Park | Manchester | M17 1BY
 Freephone: 0800 886 100 | Landline: 0161 886 1000 | Freefax: 0800 886 200 | www.hilti.co.uk | Connect with us:



Hilti DST 10-CA Wall saw system

CUT YOUR COSTS.

The system for more sawing jobs per day. It's powerful yet easy to handle and can be transported and set up quickly by just one person. Featuring a unique compact design, this saw is not only easier to move from site to site, its performance in all kinds of small to medium-sized applications is impressive.



Applications

- Cutting and extending openings for doors and windows, openings in floors, in reinforced concrete, masonry and natural stone
- Facade and balcony renovation
- Sawing applications in tight spaces or where access is difficult

Advantages

- Extremely compact, easy to handle and transport and quick to set up thanks to integrated control electronics
- Cutting depth is shown in real time in the display on the remote control unit
- Hilti Traction Control for maximum sawing performance with a 16 amp electric supply
- High reliability thanks to integrated control electronics and fewer electrical interfaces

Highlights

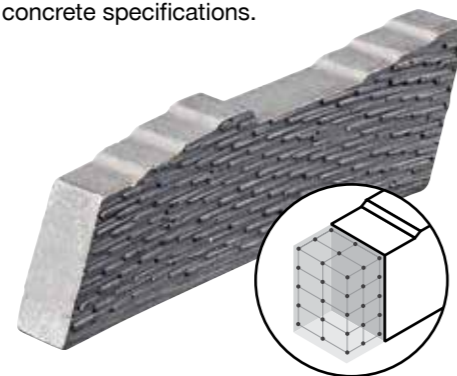
- Only from Hilti: CutAssist - the new electronic assistant - takes sawing productivity to new heights
- 2400 Mhz wireless remote control featuring intuitive operation, for unrivalled mobility and maximum operator safety

Sparkling performance.

With the blade technology of the future.

Thanks to Hilti Equidist technology, the individual diamonds in the segment matrix are extremely evenly spaced.

Compared with conventional types, Hilti Equidist blades achieve considerably higher cutting performance and extra-long life on a wide range of concrete specifications.



One-man transport.

With the practical transport trolley you can take the entire set of equipment to the workplace in one go.



Freedom of movement.

No cumbersome power and control cables or remote control cords between the electronics box and saw head. You control the saw by wireless remote control conveniently from a safe distance.



Wireless remote.

Using CutAssist you enter the few parameters required by remote control and keep your head and hands free for other tasks while sawing is in progress.

Choose the optimal Hilti Wall saw system to suit your application:

	Light: DST 10-CA	Universal: DS TS20-E	Heavy: DS TS32 / LP
Application	Small and medium sized openings, locations with limited space	Medium and large applications	Medium and large applications
Drive	Electrical high-frequency motor	Electrical high-frequency motor	Hydraulic
Power supply	16 A / ~400V / 3Ph	32 A / ~400V / 3Ph	63 A / ~400V / 3Ph
Engine power	S1 / 9 kW	S1 / 15 kW	S1 / 32 kW
Depth of cut	38 cm	53 (73) cm	73 cm