

S-MD05WZ 5.5 x L carbon steel self-drilling screw

Product Data

General information

Material Specification:

Carbon steel: case-hardened

Zinc coating: $\geq 8 \mu\text{m}$ galvanized

Fastening Tool:

Screw driver: Hilti ST 1800-A22 / ST 1800

Bit: S-B PH3 T

Item no. 258126

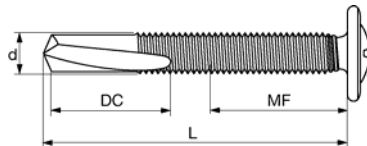
Bit holder: S-BH R 50 M

Item no. 408553

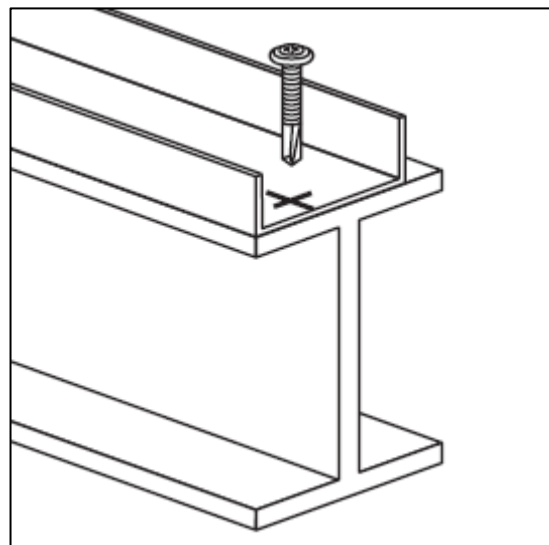
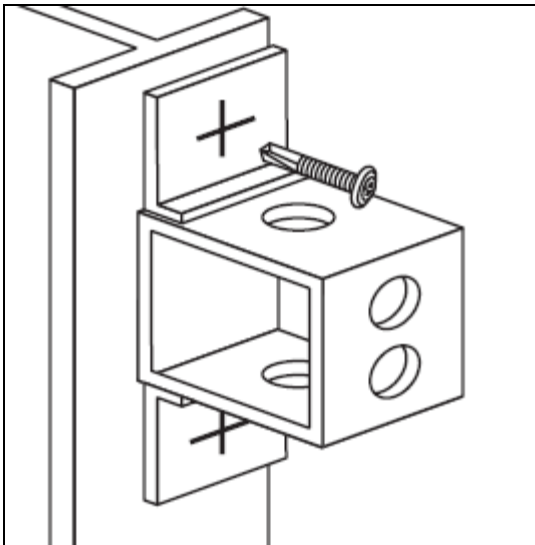
Screw Driver: Hilti ST 1800

Torque settings: 12 – 15

Dimensions



Applications



Load data

Drilling capacity max. DC = 12.0 mm

Characteristic loads		Component II steel with t_{ij} [mm] S280GD, S320GD or S350GD (EN 10326)				
		4.00	5.00	6.00	> 6.00	
		Shear force V_{Rk} [kN]				
Component I steel with t_{ij} [mm] S280GD, S320GD or S350GD (EN 10326)	0.63	2.70	2.70	2.70	2.70	
	0.75	3.40	3.40	3.40	3.40	
	0.88	4.20	4.20	4.20	4.20	
	1.00	4.90	4.90	4.90	4.90	
	1.25	6.50	6.50	6.50	6.50	
	1.50	7.60	7.60	7.60	7.60	
	1.75	7.60	7.60	7.60	7.60	
	2.00	7.60	7.60	7.60	7.60	
			Tensile force N_{Rk} [kN]			
	0.63	1.50	1.50	1.50	1.50	
	0.75	1.80	1.80	1.80	1.80	
	0.88	2.10	2.10	2.10	2.10	
	1.00	2.40	2.40	2.40	2.40	
	1.25	3.00	3.00	3.00	3.00	
1.50	3.60	3.60	3.60	3.60		
1.75	3.60	3.60	3.60	3.60		
2.00	3.60	3.60	3.60	3.60		

Safety factors

	Tension	Shear
Partial safety concept		
Partial safety factor	$\gamma_M = 1.33$	$\gamma_M = 1.33$
Design load	$N_{Rd} = N_{Rk} / 1.33$	$V_{rec} = V_{Rd} / 1.33$
Global safety concept		
Global safety factor	$\gamma_{GLOB} = 2.0$	$\gamma_{GLOB} = 2.0$
Recommended load	$N_{rec} = N_{Rk} / 2.0$	$V_{rec} = V_{Rk} / 2.0$

Screw Selection

Screw program

Drilling thickness max. DC [mm]	Fastening Thickness max. MF [mm]	Dimensions (dxL) [mm]	Head size AF	Package contents	Ordering designations	Item no.
12.0	18.0	5.5x40	PZD2	500	S-MD05WZ 5.5x40	408763