

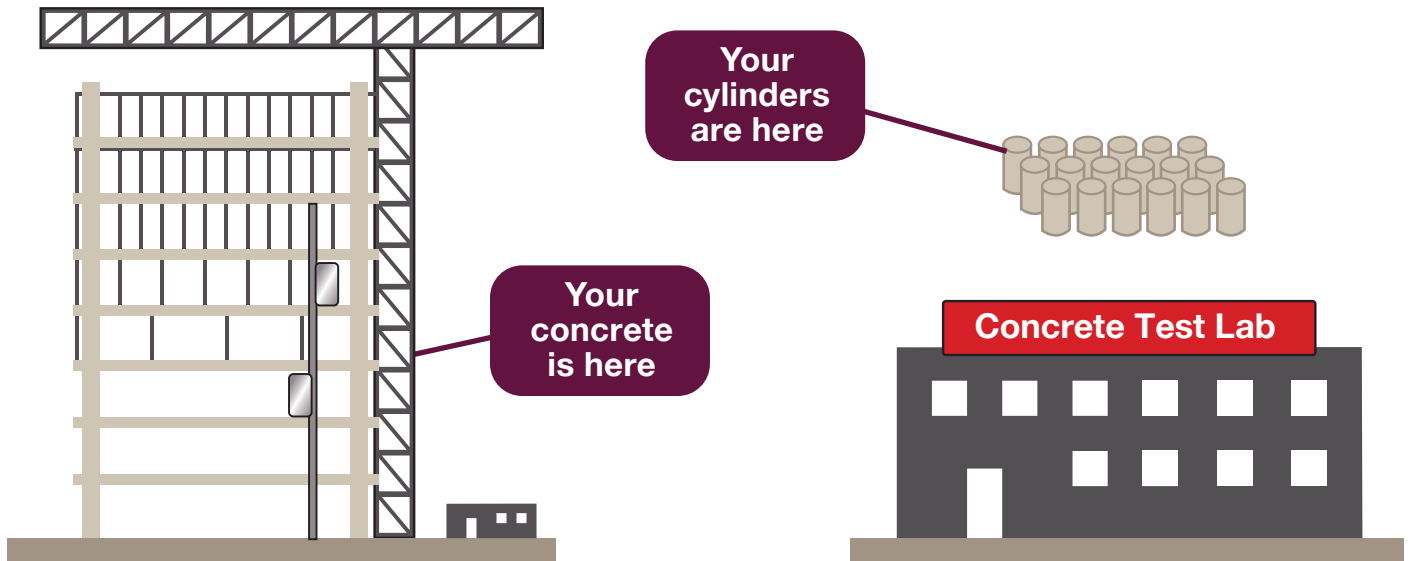


JOBSITES FINISHED FASTER

Hilti Concrete Sensors

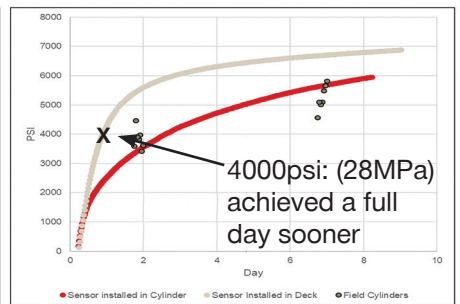
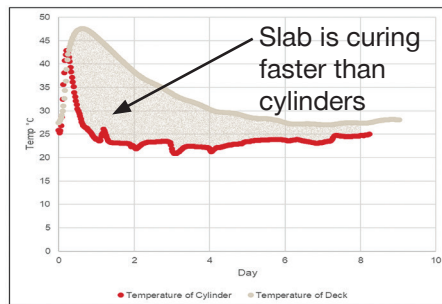
THE RIGHT INFORMATION, FASTER

Through innovative technology, Hilti helps General Contractors get the information they need about their concrete, helping them get their projects done ahead of schedule and under budget.

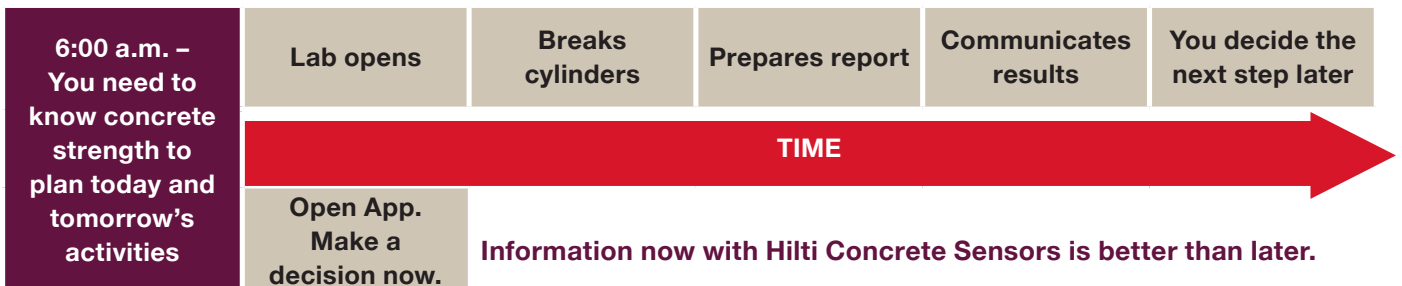


IT'S A LOCATION PROBLEM

Your jobsite concrete typically cures faster than your concrete cylinders. Curing temperature can have a dramatic impact on how quickly your concrete cures and since concrete cylinders have a smaller volume than the field concrete, they cure at lower temperatures and are not always good indicators of field concrete strength.




AND A COMMUNICATION PROBLEM






HILTI CONCRETE SENSORS: AN EASY-TO-IMPLEMENT SOLUTION




Know Your Concrete

Lab Services are used to determine how curing temperature impacts the strength of your specified mix. Curing samples at 4 different temperatures improves the accuracy of the concrete strength calculations provided by the sensor and software.



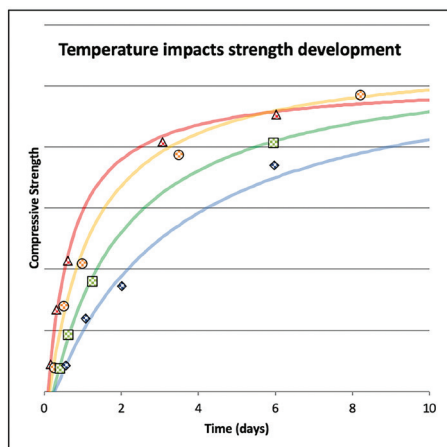
Measure Your Concrete

The core of the product solution is the Hilti Concrete Sensor. It's an easy to use, wireless sensor that comes in three standard versions. The standard versions can be placed up to 15cm deep in the concrete to make for easier placement. The cabled versions allow for up to 4.5m deep placement in concrete for those mass structure pours.



Track Your Concrete

At your fingertips is the concrete strength information you need to make today's schedule decisions - move formwork, stress PT cable or start flooring installation. Setting alerts in the software to notify you of key concrete curing milestones is easy.



Temperature Monitoring

Monitoring mass concrete temperature differential or cold weather ensures proper concrete curing and eliminates structural issues.

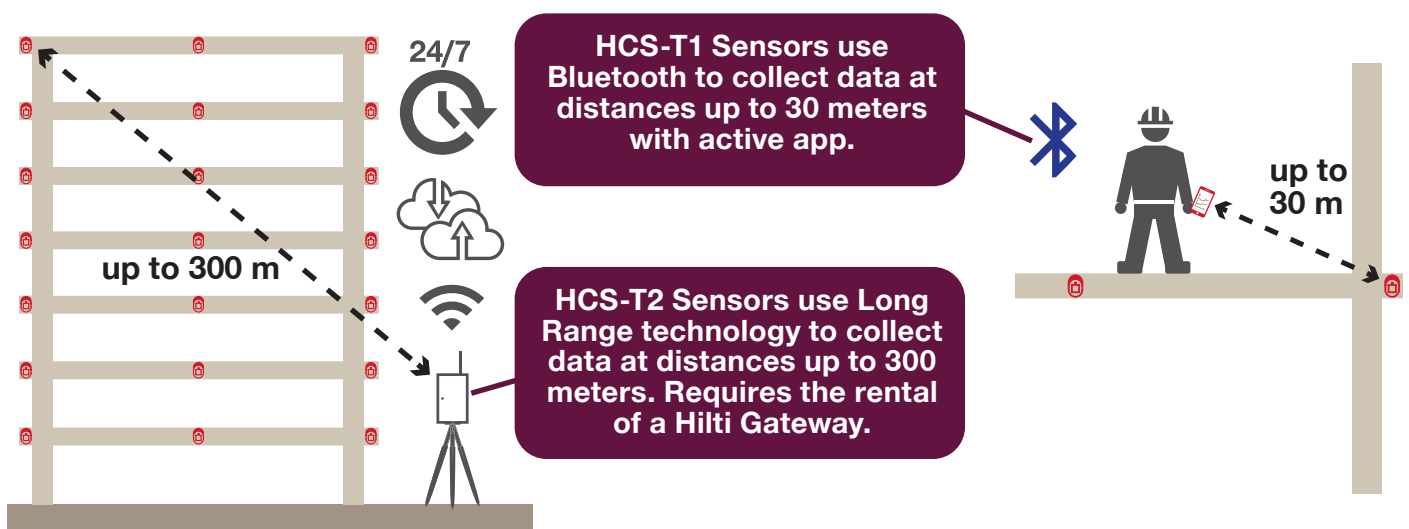


Strength Monitoring

Evaluation of in-place concrete strength is used to decide next steps in construction (stripping forms, stressing PT slabs, etc.)



COLLECT DATA FROM THE SENSOR IN TWO DIFFERENT WAYS



HILTI CONCRETE SENSORS PRODUCT PORTFOLIO

Item name	Description	Item #
HCS T2	Temperature Sensor – Long Range (requires HCS Gateway)	2341213
HCS T2-B3	HCS T2 with 3-foot (1m) cord for deeper sensor embedment	2341214
HCS T2-B8	HCS T2 with 8-foot (2,5m) cord for deeper sensor embedment	2341215
HCS T2-B15	HCS T2 with 15-foot (4,5m) cord for deeper sensor embedment	2341216
HCS Gateway	Monthly Rental for HCS Gateway (required for all HCS T2)	3692417
HCS T1	Temperature Sensor – Bluetooth®	2300653
HCS T1-B3	HCS T1 with 3-foot (1m) cord for deeper sensor embedment	2300654
HCS T1-B8	HCS T1 with 8-foot (2,5m) cord for deeper sensor embedment	2300655
HCS T1-B15	HCS T1 with 15-foot (4,5m) cord for deeper sensor embedment	2300656
HCS Concrete Calibration Testing	Required for accurate monitoring of concrete strength based on Maturity Method	2301543